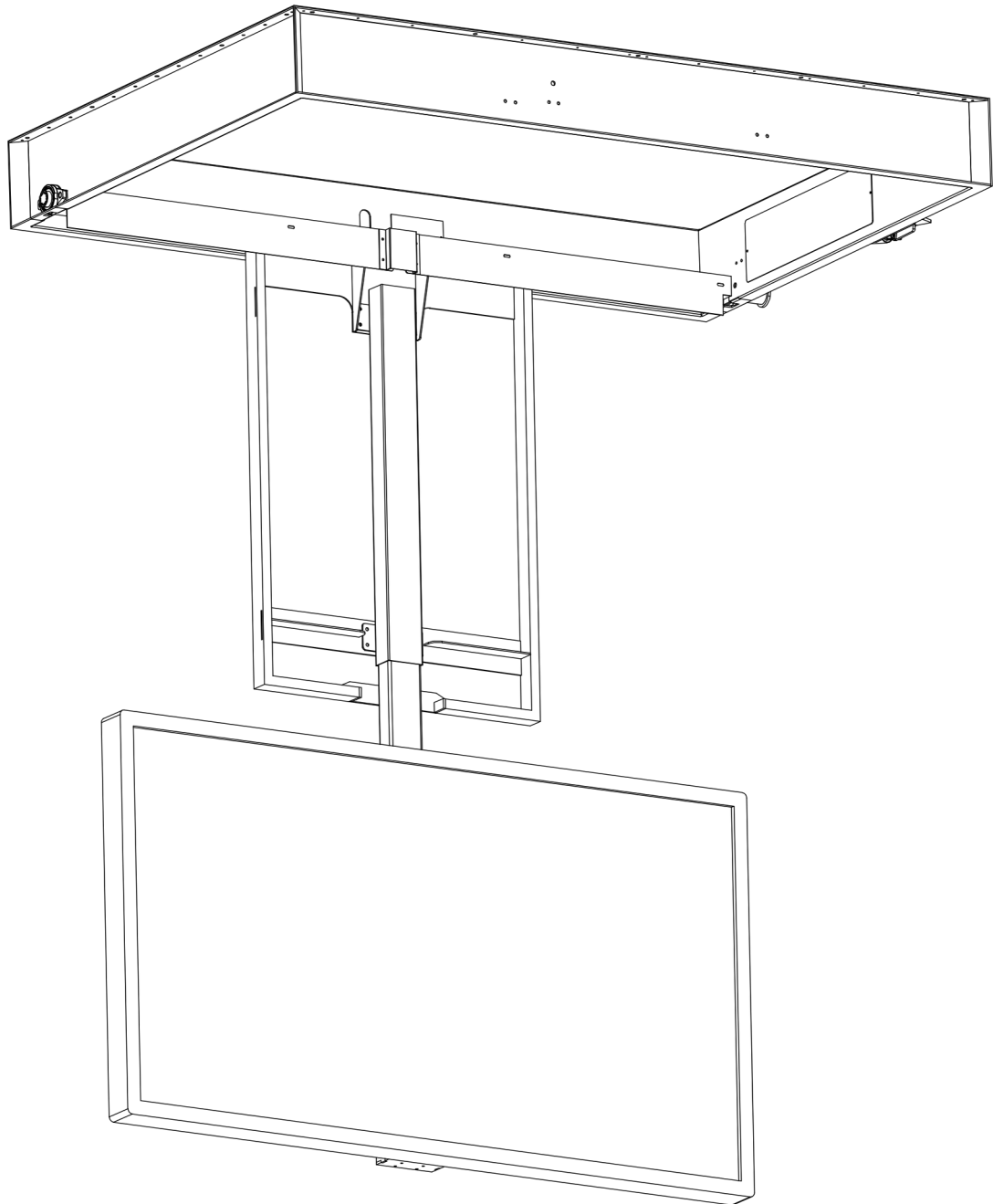


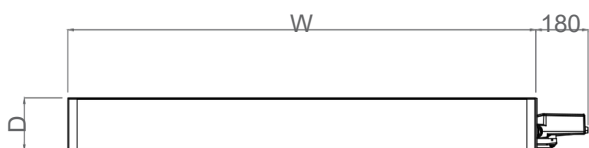
# ***ULISSE EXTENDER***

**TECH. SHEET**

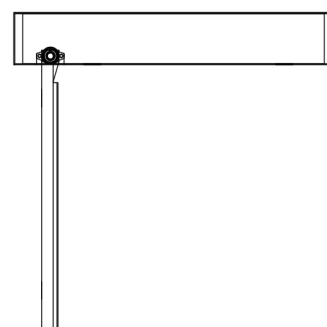
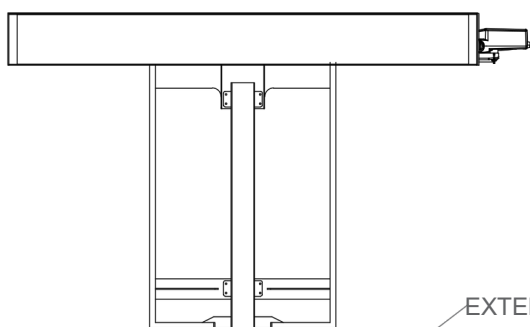
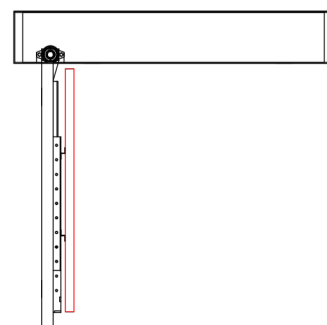
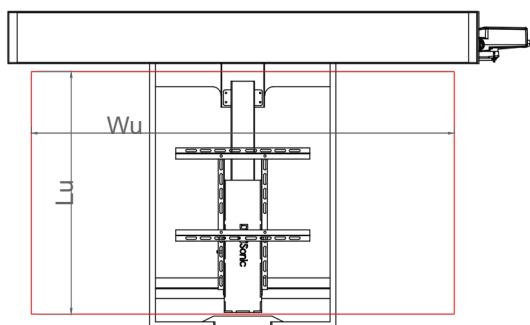
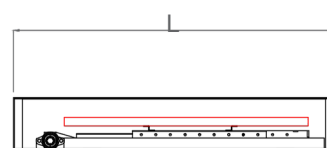


Our Ulisse Extender ceiling TV lifts are equipped with a motorized tilting mechanism, featuring an additional downward travel for optimal viewing.

FRONT VIEW



SIDE VIEW



EXTENSION FROM 70 TO 100CM

## DIMENSIONS:

MODEL	TV	VESA Attack	WIDTH W (mm)	HEIGHT H (mm)	DEPTH D (mm)	USEFUL SPACE FOR TV (LuxWu)mm	HMAX (mm)
Ulisse 50 Ext	50"	200 300 400	1262	862	180	660x1150	1300
Ulisse 55 Ext	55"	200 300 400	1362	932	180	730x1250	1300
Ulisse 60 Ext	60"	200 300 400	1512	1042	180	840x1400	1750
Ulisse 65 Ext	65"	200 300 400	1612	1102	180	900x1500	1750

*Ask for other measurements*

## THE KIT CONSISTS OF THE FOLLOWING COMPONENTS:

- . n.1 Motorized ceiling tv lift  
with tilting opening and downward extension
- . n.1 Control board box 24V
- . n.1 Radio receiver
- . n.1 Remote control
- . n.1 Power supply  
110-240v 50/60Hz