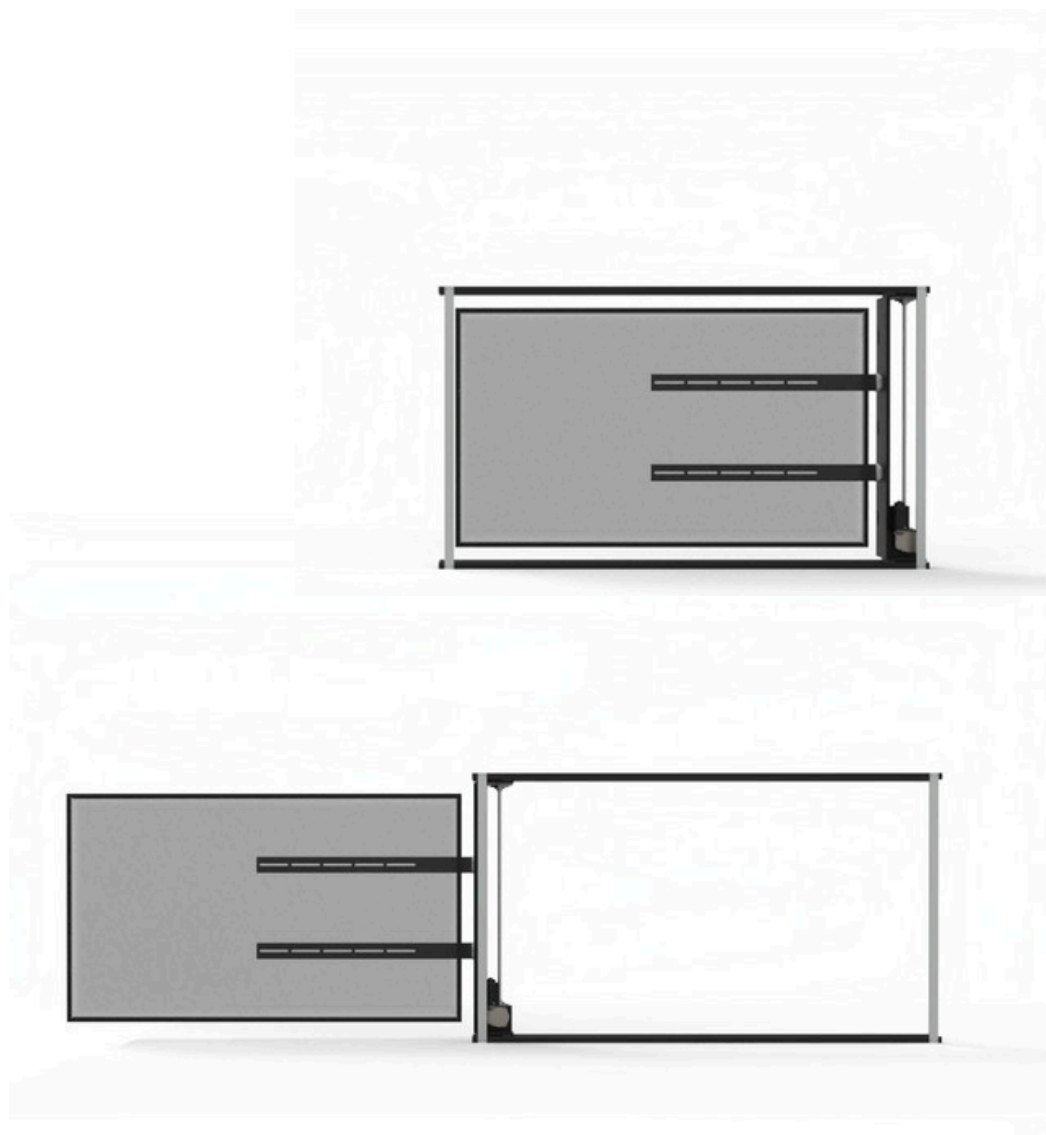
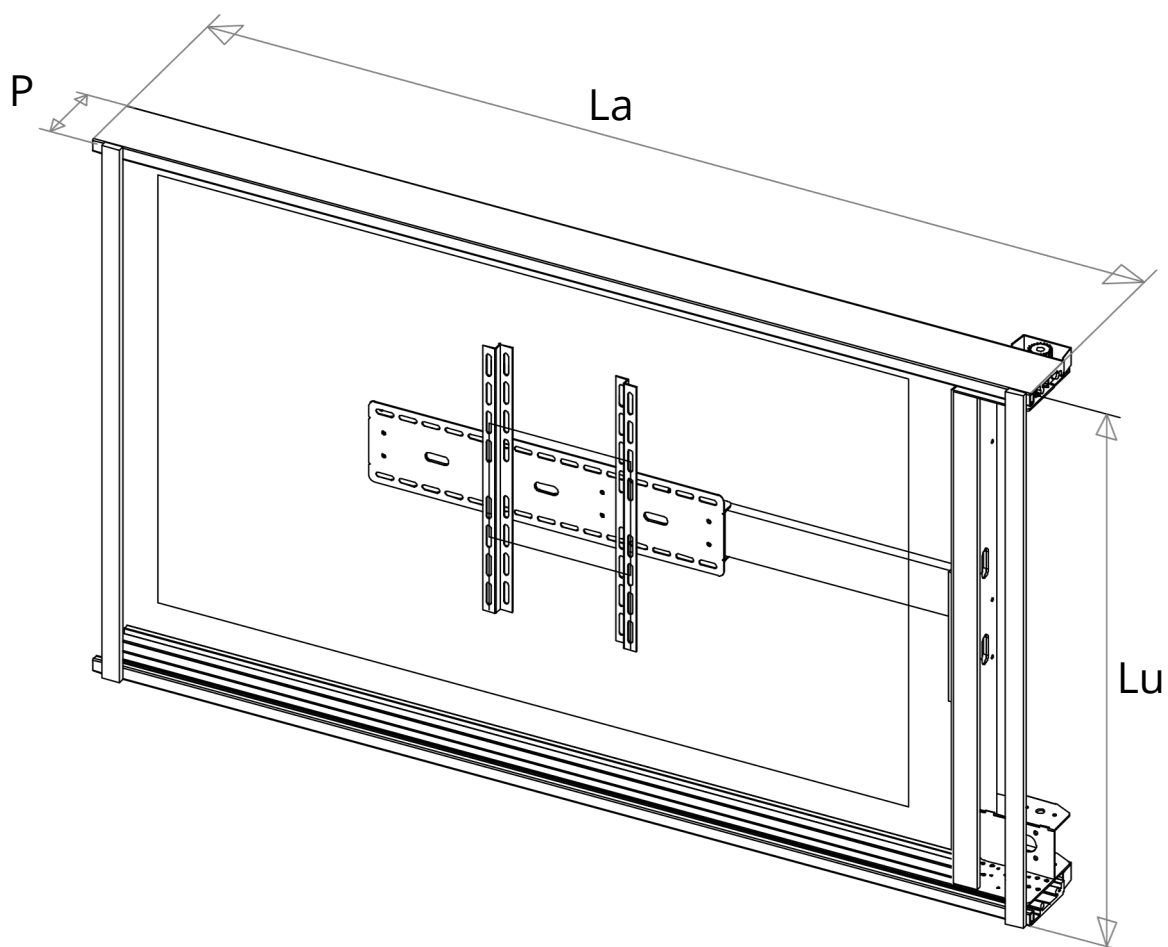


# ARCHIMEDE LATERAL

## TECHNICAL SHEET



**ARCHIMEDE LATERALE** IS A MOTORIZED TV LIFTING SYSTEM, EQUIPPED WITH A MECHANISM THAT INITIATES ITS HORIZONTAL MOVEMENT, EMERGING FROM THE WALL. IT CAN BE INTEGRATED INTO A WALL, A PARTITION WALL, A WARDROBE, A FALSE WALL, A FIREPLACE, OR A BOOKSHELF.

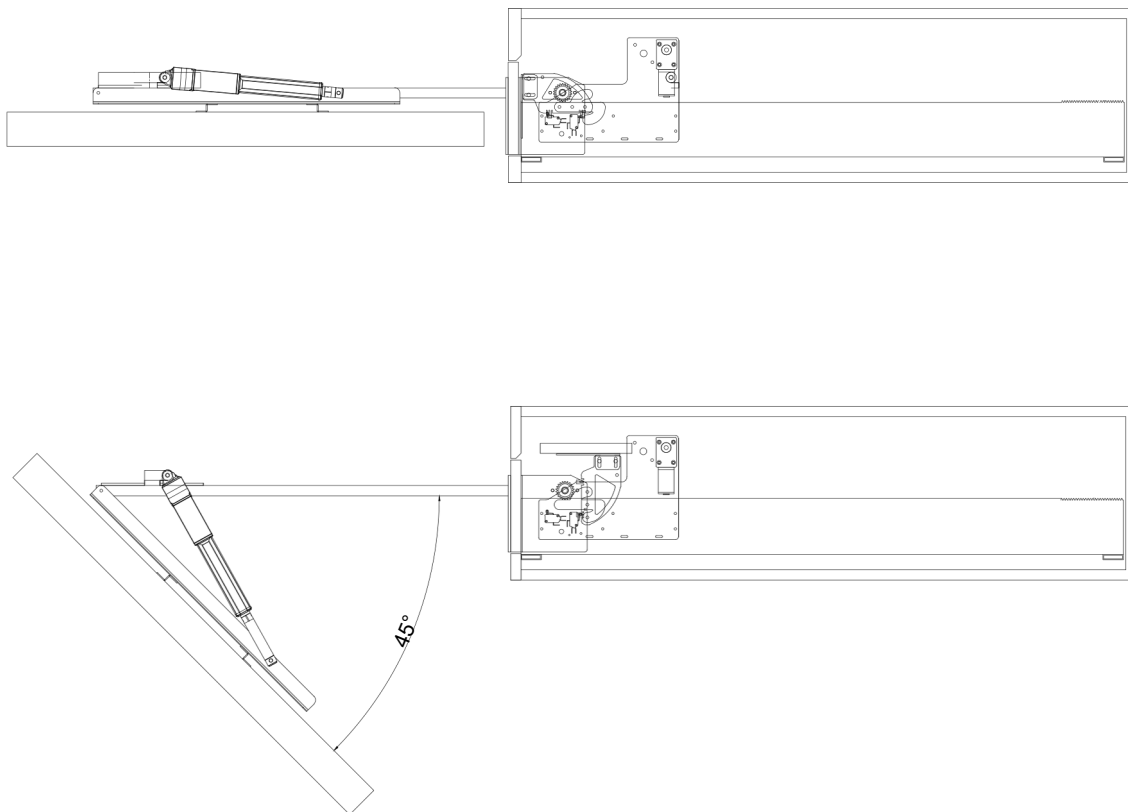


## DIMENSIONI:

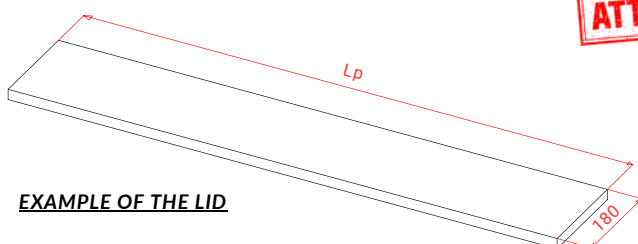
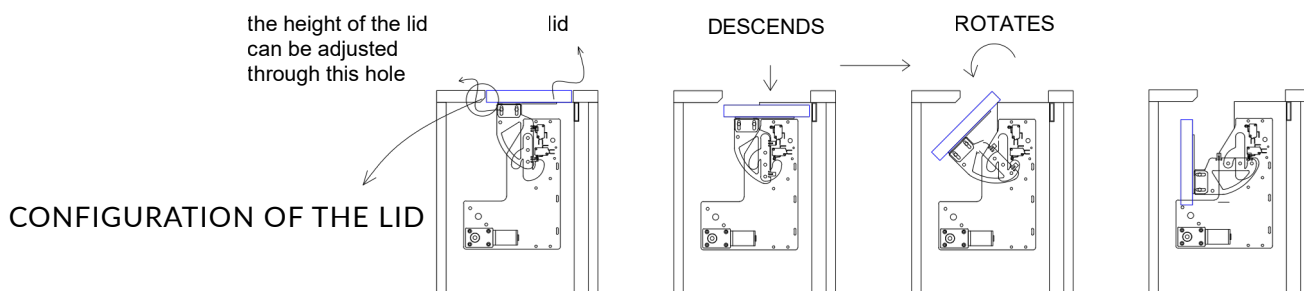
Model	TV	Larghezza <b>La</b> (mm)	Lunghezza <b>Lu</b> (mm)	Profondità <b>D</b> (mm)	Attack (VESA)	Spazio utile ( <b>Lu</b> x <b>La</b> ) mm
Arc 110 L	40"-43"	1208	702	165	100-200-300	570x970
Arc 130 L	50"	1467	770	165	200-300-400	650x1200
Arc 140 L	55"	1480	850	165	200-300-400	720x1250
Arc 150 L	60"	1603	922	165	200-300-400	790x1365
Arc 160 L	65"	1693	972	165	200-300-400	840x1455

## OPTIONAL ROTATION UP TO 45°

For a better visual experience, it will be possible to select as an option the rotation of the TV screen once it is positioned outside the wall, with a maximum angle of 45°



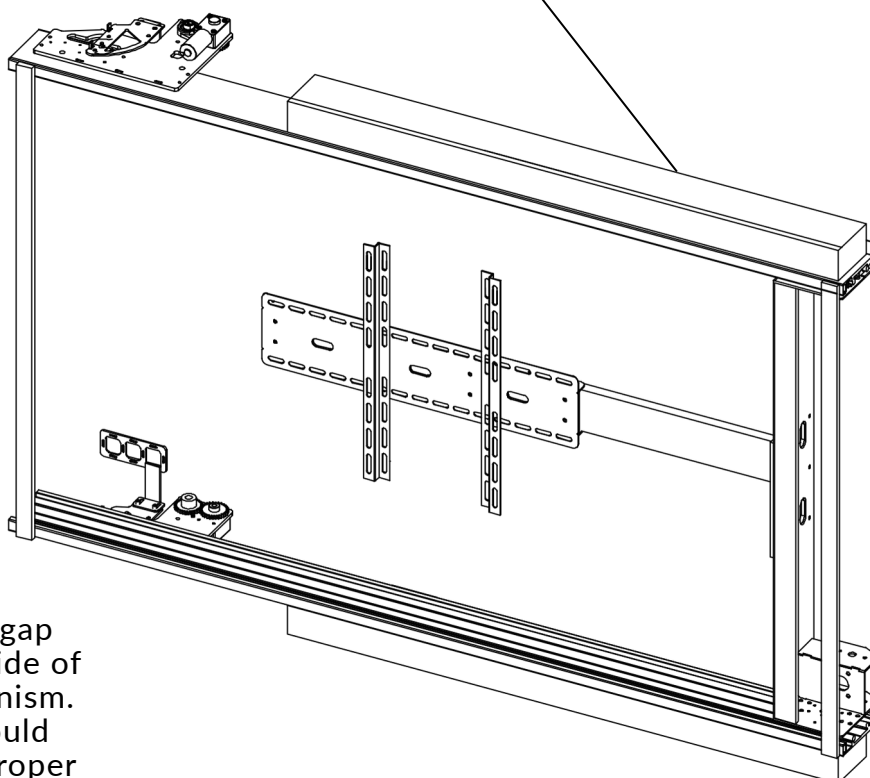
# OPTIONAL MOTORIZED LID



**ATTENTION**

THE LID MUST BE MADE WITH  
LIGHTWEIGHT MATERIALS  
WEIGHT MAX 7KG

SPACER TO BE ADDED  
(not part of our production)



**ATTENTION**

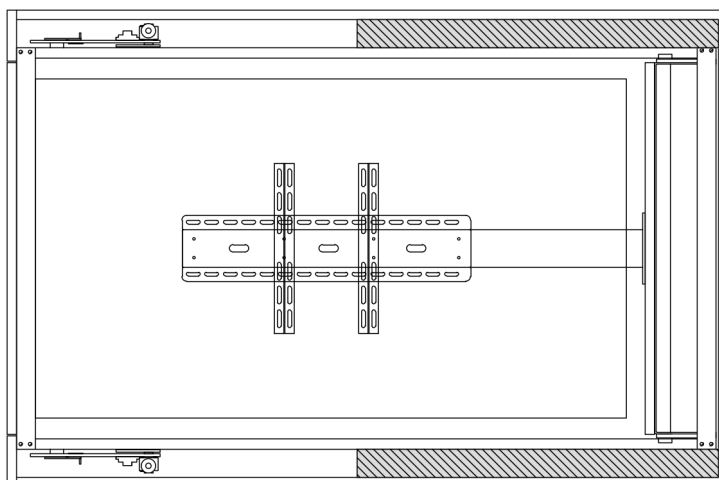
The spacers serve to fill the gap created between the inner side of the furniture and the mechanism. Without them, the guides could deform, compromising the proper functioning of the system

## OPTIONAL MOTORIZED LID.

### WIDTH OF THE FURNITURE

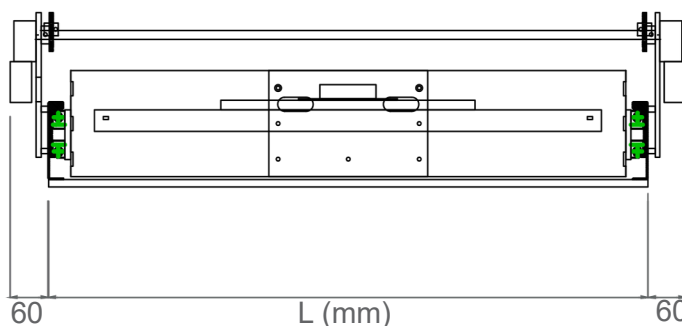
If you intend to create the furniture featuring **motorized lids**, be sure to **allocate an additional 60mm of clearance on either side** of the mechanism to accommodate its motors.

**m = 60 mm**

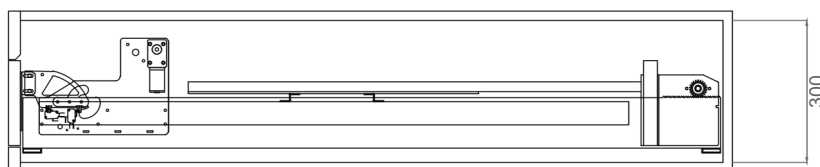


### DEPTH OF THE FURNITURE

Attention all furniture manufacturers! If you intend to incorporate **motorized lids** into your designs, ensure **ample space within the furniture** to accommodate the motors, with a **minimum of 300 mm** of cavity space.



**Dm = D+motor**



**ATTENTION**

THE LID MUST BE MADE WITH  
**LIGHTWEIGHT MATERIALS**  
**WEIGHT MAX 7KG**

THE KIT COMPRISES OF THE  
FOLLOWING

### COMPONENTS:

- >n.1 Tv lift mechanism side up and down
- >n.1 Control board 24V
- >n.1 Brackets with holes and adjustable holes for fixing the tv screen
- >n.1 Wireless remote control
- >n.1 Power supply 110-240 - 24V